



 **Black Diamond™**

ICE CLIMBING 08-09



# FROZEN CIRCUS

*“The design of most of the modern axes has evolved into all sorts of grotesque forms with weird shafts, serrated and cupped adzes, ice pick spikes and other abnormalities that make them more suitable for assassinations than climbing ice.”*

— CHOUINARD EQUIPMENT CATALOG, 1972

**I**N THE 37 YEARS SINCE YVON CHOUINARD, the godfather of Black Diamond and modern ice climbing in North America, penned that dour assessment in his Ventura, California workshop, the design of ice climbing equipment has only gotten more radical (Eureka, leashless ice tools!). In turn, the sport of ice climbing has become a blissfully indefinable frozen circus of alpinists, dry toolers, comp climbers, mountaineers, ice craggers, rime specialists, mixed aficionados and ice farmers.

Long gone are the days of bamboo-shaft piolets, pound-in ice daggers (unless you are one of the deranged few who turf climb in the UK or Poland) and laboriously chopped steps. Now it's lightweight carbon fiber tools, ice screws with color-coded speed knobs and bolt-on crampons. With such advancements in ice climbing equipment technology, the door has been thrown wide open in regard to difficulty, commitment, steepness and speed. In turn, as the sport has become a dynamic, exciting and unpredictable free-for-all of styles and attitudes, ice climbers have used these tools to take the sport to places that no one could have foreseen (if anybody says they knew 15 years ago that people would someday drytool up A4 rock pitches on Grade V big walls, hold mixed climbing comps inside parking garages or ice boulder in wildly overhanging glacial ice caves, they're lying).

We here at Black Diamond take a great amount of pride and satisfaction in knowing that we have been at the forefront of ice climbing's technological explosion, leading the way in design and manufacturing. Nothing pleases us more than seeing climbers embrace our ice climbing products and use them anywhere they want, however they want. So if you keep pushing the definitions of what is possible in this frozen circus, then we promise to keep making you the best ice climbing equipment in the world.

— THE EMPLOYEE OWNERS OF BLACK DIAMOND

Sports action! Ines Papert cutting loose on chained-together frozen tuna logs while winning the Ice World Cup women's final, Norway.  
DAVE BROWN / HOT ACHES PRODUCTIONS



ICE CLIMBING 08-09

## GEAR

- 2 - 13 TOOLS
- 16 - 19 CRAMPONS
- 22 - 25 ICE PRO
- 32 - 35 HELMETS
- 42 - 45 GLOVES

## WORDS

- 10 - 13 THE GREAT DREAM  
AND THE GEAR WE USED

Two climbers go for broke on a Patagonia mega-objective and hit the jackpot, scoring the coveted first ascent.

COLIN HALEY

- 26 - 27 THE WRONG STUFF  
AND THE GEAR I USED

Fancy climbing a frozen compost pile? Then turf climbing in the UK is just what you're looking for.

COLIN WELLS

- 36 - 39 INTO THE DARK  
AND THE GEAR I USED

The ice climbing in Sweden is nothing special. The ice climbing under Sweden, though, is a whole other world...

WILL GADD

- 46 - 47 BEFORE IT'S TOO LATE

Climate change is quickly—and permanently—melting away some of the world's most famous ice and snow routes. What should we do? Get political.

KITTY CALHOUN

- 48 - 49 PARTING SHOT



# ICE TOOLS

“I’ve watched the route for years. Is there really a climb there?

Never had there been more than a couple feet of ice splotches to make you wonder. The guide calls it WI 5/6 M6, but it looks more like A4.

Mid-January it was there—at least a whole lot more than in the past. Wicked thin, discontinuous and steep. Would it be better or worse tomorrow?


I didn’t want to miss what might be my only chance. We went... and

hit it perfect, ‘cause the following day it was rotting away.

Just like most things in life, you’d better get it while you can.”

—JAY SMITH USED HIS COBRA ICE TOOLS AND MUCH OF WHAT HE’S LEARNED IN HIS 39 YEARS OF ICE CLIMBING TO MAKE THE THIRD ASCENT OF *MIXED EMOTIONS*, A RARELY FORMED CHARLIE FOWLER ROUTE NEAR OURAY, COLORADO.

## COLD-BLOODED COBRA



Exceptionally high-clearance carbon fiber shaft is stiff enough to eliminate flex, yet damp enough to give a sensitive feel



Investment-cast stainless steel head allows pick/hammer/adze customization with one or two bolts



Use the spike with or without the fang; clip into the spike in either configuration





Ines Papert on Fossen Falls, (WI 6) Lyell Wall, Icefall Brooks Canyon, British Columbia, Canada.  
JON WALSH



COBRA HAMMER & ADZE

The ultralight carbon fiber Cobra is a staple of hard ice leads and bold alpine routes. The Cobra's unique shape gives it the most clearance of any of our tools without sacrificing balance or axis of rotation. The carbon fiber shaft keeps the majority of the tool's weight in the head. Carbon fiber also provides vibration-free placements with minimal flex, a damp, balanced swing and wrist-flick sticks. Over-molded and textured, the minimized rubber grip is integral to the Cobra's lower shaft for a flush fit, positive control and a secure, precise grip. The optional integrated Android Leash can be added for hard ice climbing. Comes equipped with Laser Pick and removable Fang and Strike. Patented.

LENGTH: 50 CM  
WEIGHTS: WITH MICRO HAMMER:  
588 G (1 LB 5 OZ)  
WITH MICRO ADZE:  
617 G (1 LB 6 OZ)

COBRA HAMMER | #412078 \$329.95  
COBRA ADZE | #412079 \$329.95

VIPER HAMMER & ADZE

A technical, all-terrain tool, the Viper is built with a hydroformed shaft to increase stiffness and reduce weight, while maintaining exceptional clearance. Hydroforming uses pressurized fluid to expand the Viper's shaft into its uniquely stiff, yet lightweight shape. With superb balance, leashless capability and an optional integrated Android Leash, the Viper goes most anywhere. Comes equipped with our Viper Fang and Strike, to cradle your hands for precise gripping when going leashless. Laser Pick included. Patented.

LENGTH: 50 CM  
WEIGHTS: WITH MICRO HAMMER:  
625 G (1 LB 6 OZ)  
WITH MICRO ADZE:  
655 G (1 LB 7 OZ)

VIPER HAMMER | #412076 \$229.95  
VIPER ADZE | #412077 \$229.95

VIPER AND COBRA STRIKES HAVE HIGH AND LOW POSITIONS FOR LARGE AND SMALL HANDS



VIPER AND COBRA TOOLS HAVE THREADED INSERTS TO ACCEPT THE ANDROID LEASH ATTACHMENT



COBRA/VIPER ANDROID LEASH

Padded to distribute weight evenly, the Android allows you to set your hands free in seconds for pro placement and tool-free moves. With the quick-release clip, you can also detach from your ice tools without removing your wrist straps.

WEIGHT: 105 G (3.7 OZ)  
STRENGTH RATING: 2 KN (450 LBF)  
COBRA/VIPER ANDROID LEASH | #411138 \$44.95







Chris Thomas mixing it up on a M8 WI 5+ line near *Bottomless Topless*, Maple Canyon, Utah.  
📷 ANDREW BURR



**LASER PICK**

**Designed for pure ice**, the Laser Pick's thin nose and low-volume tip penetrate and displace less ice for first-swing sticks. CEN-B certified.

WEIGHT: **94 G** (3.3 OZ)  
**LASER PICK** | #405017 **\$39.95**

**TITAN PICK**

**A durable, solid performer on ice or rock**, the Titan's thick pick features deep front teeth and sharper teeth under the head. CEN-T certified.

WEIGHT: **99 G** (3.5 OZ)  
**TITAN PICK** | #405015 **\$39.95**

**FUSION PICK**

**With a serious emphasis on drytooling**, the Fusion Pick's thicker design offers increased durability, and its aggressive front tooth hooks the tiniest features. CEN-T certified.

WEIGHT: **94 G** (3.3 OZ)  
**FUSION PICK** | #405019 **\$39.95**



**FUSION**

**This is the premier tool for climbers pushing the limits of mixed climbing.** The leashless Fusion is extremely stable, with a unique geometry that maintains an acute hand-to-pick angle to help eliminate pick-shift when you change grip positions. Engineered for precision, the shaft's definitive curve allows exacting placement for dime-edge control. With a half inch of adjustability, the patented grip can be matched to hand size, whether you're bare-knuckled or sporting gloves. For improved performance on pure ice, try the Laser Pick and switch the Head Blank to a hammer. Fusion Pick included. Patented.

LENGTH: **50 CM**  
WEIGHT: **696 G** (1 LB 8 OZ)

**FUSION** | #412068 **\$269.95**



THE ADJUSTABLE FUSION POMMEL INCLUDES THREE SPACERS (TWO SHOWN) FOR A CUSTOMIZED FIT

**REACTOR**

**Our leashless Reactor, with its high clearance shaft and natural swing**, delivers precise placements and exceptional control on any angle of ice as well as solid drytool performance. Built with overmolded TPU, the generous, offset dual-pommel grip accommodates larger hands or thick gloves and makes hand matches easy. The investment-cast, stainless steel head comes equipped with a weight-saving micro hammer. Laser Pick included.

LENGTH: **50 CM**  
WEIGHT: **675 G** (1 LB 8 OZ)

**REACTOR** | #412069 **\$189.95**



THE DURABLE HOT-FORGED ALUMINUM SPIKE FEATURES A CARABINER CLIP-IN POINT



VENOM ADZE  
WITH CLASSIC PICK

LOCKDOWN  
LEASH

 **MORE PRODUCTS & INFO**  
[www.bdel.com/ice](http://www.bdel.com/ice)

VENOM HAMMER  
WITH TECH PICK

### VENOM HAMMER & ADZE

**The choice for technical mountaineering routes where performance, light weight and durability are paramount.** A modular piolet with a curved shaft, the Venom plunges into snow cleanly, self arrests and provides solid placements in steep alpine ice. The interchangeable pick design gives you a choice between the Venom Classic Pick and the Venom Tech Pick, which has a more technical reverse curve. Both pick options self-arrest on snow. The Venom Hammer is equipped with a Tech Pick and the Venom Adze comes with the Classic Pick. A Lockdown Leash is included with both.

LENGTHS: **50, 57 CM — HAMMER**  
**50, 57, 64 CM — ADZE**

WEIGHT: **528 G (1 LB 3 OZ)** 50 CM HAMMER WITHOUT LEASH  
**523 G (1 LB 2 OZ)** 50 CM ADZE WITHOUT LEASH

**VENOM HAMMER** | #412081 **\$139.95**

**VENOM ADZE** | #412080 **\$139.95**

### LOCKDOWN LEASH

**The Lockdown Leash releases your hand with a unique slipknot configuration**—simply hook your hammer or adze through the loop on the leash and pull up to loosen the wrist strap. Padded for comfort and compatible with any technical ice tool.

WEIGHT: **58 G (2 OZ)**

STRENGTH RATING: **2.7 KN (600 LBF)**

**LOCKDOWN LEASH** | #411145 **\$15.95**

### VENOM CLASSIC PICK

**With its classic curve**, the durable Venom Classic Pick is exclusive to Venom tech piolet and excels at self-arrest and mountain travel. CEN-B certified.

WEIGHT: **69 G (2.4 OZ)**

**VENOM CLASSIC PICK** | #405022 **\$39.95**


### VENOM TECH PICK

**A technical reverse-curve pick**, exclusive to Venom tech piolet, the Venom Tech Pick offers better penetration and stick in high-angle ice and more aggressive self-arrest. CEN-B certified.

WEIGHT: **75 G (2.6 OZ)**

**VENOM TECH PICK** | #405024 **\$39.95**



Mark Westman leading out on Tamara's Traverse, *Moonflower Butress* (Alaska Grade 6: M5 AI 6), Mount Hunter, Alaska.  
 **EAMONN WALSH**

**<WTF?>** Log on @ [www.bdel.com/wtf](http://www.bdel.com/wtf) to read what Westman and Walsh had to say about their ascent of this famed alpine route.



SIMPLE, DURABLE  
PROTECTION



### AXE, SPIKE AND PICK PROTECTORS

**These lightweight little essentials** will keep your ice tools' sharp points from damaging your bags during travel. Made from translucent TPU, they are quickly adjustable and fit nearly every ice tool ever made.

WEIGHT: **AXE PROTECTOR — 39 G (1.4 OZ)**

**SPIKE PROTECTOR — 13 G (.5 OZ)**

**PICK PROTECTOR — 16 G (.6 OZ)**

COLOR: **BDORANGE**

**AXE PROTECTOR** | #413000 **\$9.95**

**SPIKE PROTECTOR** | #413001 **\$4.95**

**PICK PROTECTOR** | #413002 **\$4.95**



# IL GRANDE SOGNO—THE GREAT DREAM

COLIN HALEY

**T**HE TORRES TRAVERSE IS A PROJECT THAT I THOUGHT BELONGED TO THE FUTURE. Cerro Standhardt, Punta Herron, Torre Egger and Cerro Torre all rank among the world's most beautiful and difficult spires. Pulling off an ascent of even one in between the unforgiving Patagonian storms is serious business—traversing the ragged ridgeline to link all four is an audacious endeavor, involving more than 2200 meters of difficult climbing. Ermanno Salvaterra, the famed Italian alpinist who has attempted the traverse more than anyone and climbed new routes on Standhardt, Herron and Cerro Torre in the process, calls it “*Il Grande Sogno*”... The Great Dream.

The weather window has finally arrived and now, with the perfect partner, is the opportunity to try tomorrow's dream today. For maximum efficiency on this daunting quest Rolando and I tailor the tasks to our individual strengths: Rolo, a much stronger rock climber than me, will take the rock leads. The pure ice pitches will fall to me.

We tackle Standhardt by a long, deep chimney on the east face: the famous *Exocet*. The ice vein is narrow, never more than a couple shoulder-widths wide, and flanked on either side by the vast, blank, granite walls of the chimney. Any individual pitch could be a classic waterfall in the Rockies, with thunker sticks up a WI 5 pillar and frontpoints stemmed delicately onto small crimps to the side.

But the mood is more that of an El Cap speed ascent than a relaxed day on the Weeping Wall. I climb furiously, as fast as possible, running it out to save time and because we didn't bring enough screws not to. My job is to quickly deliver Rolo, well rested, to the top of *Exocet*—well, as well rested as one can be after jugging a thousand feet of vertical ice with four days of bivy gear. We summit Standhardt at midday, rap into the committing Col dei Sogni, and Rolo works his magic on the hard, rimed-up rock of Punta Herron's north ridge.

Our bivy on the upper north ridge of Herron is raked by winds all night, and we begin the second day poorly recovered and sluggish. My leads for the rest of the traverse will mostly be on the enormous and infamous rime mushrooms that are plastered on the upper portions of the Torres. Bit by bit, the reassuring sticks on *Exocet* will be replaced by

insecure vertical excavating, and the bomber screws will be replaced by worthless pickets. I am familiar enough with the rime climbing from Cerro Torre's west face last year to have a healthy fear of it. Fortunately, day two is just a warm-up: The summit mushrooms on Herron and Egger have sections of steep, insecure rime, and even a natural rime tunnel, but the cruxes are short, the protection is still somewhat reasonable and they pass quickly. On the summit of Egger I realize that I've now stood on top of all four Torres; peaks I've fantasized about since my childhood. But there's no extra time or energy for celebration—Cerro Torre's north face stares directly at us, and we immediately begin the raps to the Col of Conquest.

At five p.m. on our third day, I jug the last pitch of *Arca de los Vientos* and join Rolo on Cerro Torre's upper west face. Three pitches remain to the top of Cerro Torre, and after all of Rolo's hard leads on *Arca*, they are obviously my burden. The first two are some of the most fantastic ice pitches on the planet: naturally formed tunnels through the rime. Sunlight pours through the mouth of the tunnel as I kick, stem and swing up perfect blue ice. Before long, we are separated from Cerro Torre's summit—and the successful completion of a decades-old dream—by one 160-foot pitch of vertical rime.

This final summit pitch is different than all my other leads—it's very taxing, committing and dangerous. Over the course of an hour I manage to climb only 40 feet up before equalizing three pickets in the rime and gingerly lowering back down to Rolo as the day becomes night. My clothes are completely soaked; my knees and elbows bruised by the full-contact technique this insecure medium requires.

The next morning, stiff, cold and tired, I dread heading back up. But the bidding is too high to fold now—we are excruciatingly close. After three days of climbing, I only have three GUs left. I finish two and stuff my last 100 calories in my pocket.

Regaining last night's high point is quick, and in another moment I've pulled out the three pickets—I no longer have any protection, but I'll need them higher.

NEXT MORNING  
STIFF, COLD AND  
TIRED, I DREAD  
HEADING BACK UP.  
BUT THE BIDDING  
IS TOO HIGH TO  
FOLD NOW—WE ARE  
EXCRUCIATINGLY  
CLOSE.



Colin Haley following iced-up rock high on Cerro Torre's *El Arca de los Vientos* during his and Rolo Garibotti's *Torres Traverse* enchainment. 📷 ALL PHOTOS BY ROLANDO GARIBOTTI

Kicking, swinging, punching and stemming, I slowly resume upward progress until the climbing is too dangerously insecure to stay on the surface anymore, and I begin to tunnel vertically into the rime. The labor is extreme and I only manage a few swings between fits of gasping. Inside the rime, my world has shrunk dramatically. I lose track of time. All I have are two ice tools, the task at hand and the rope dangling from my waist, down the wormhole to the outside world below.

Sixty-five feet higher and three hours later I punch

my way back to the sky. Soon I'm kicking a snow-seat on the summit and placing a picket for the belay. Almost in disbelief, I anchor the rope to my belay loop and soon feel Rolo's weight coming to join me. I shiver uncontrollably, and couldn't be happier.



Between expeditions to Patagonia, Alaska, the Himalaya and elsewhere, **Colin Haley** can be found back home in Seattle, climbing and skiing in his beloved North Cascades and struggling to finish a geology degree at the University of Washington. He is addicted to alpine climbing and sushi.



## TORRES TRAVERSE, PATAGONIA

**D**ECIDING WHAT GEAR TO BRING (and what to leave) for any alpine climb requires a huge amount of careful consideration and scrutiny. Each piece of gear will be labored up and down every inch of terrain covered. The Torre Traverse was particularly difficult to pack for because of the variety of climbing involved in the 2200 meters: we needed cams for 5.11 rock climbing, screws for WI 6 ice climbing, pickets for AI 6 snow climbing and a small rack of aid gear for A1+ aid climbing. With the addition of four days of food, fuel, bivy gear and clothing, our packs were exceedingly heavy, yet we were still only just barely equipped for the difficulties involved. — **Colin Haley**

## GROUP BD GEAR:

- 1 pair of **Cobra** ice tools
- 7 **Camalot C3s** (#000-#2, **Oz** carabiner on each)
- 14 **Camalots** (double set #0.3- #3, **Oz** carabiner on each)
- 6 **Micro Stoppers** (#1 - #6)
- 10 **Stoppers** #4 - #11 (doubles on #6 and #7)
- 2 **Cliffhanger** hooks
- 2 **Knifeblades**
- 9 **Express** ice screws (6 13 cm, 2 16 cm, 1 19 cm)
- 3 **Oz** quickdraws
- 15 10 mm **Dynex** Runners (12 60 cm, 3 120 cm)
- 15 **Oz** carabiners

"Ahhh... thank God for these biners. Perfect balance between weight and size."—Rolo

- 60 m 9.7 mm **Beal Booster** lead rope
- 60 m 7.7 mm **Beal Ice Twin** rap/haul/tag rope

"We were not brave enough to go with a 5.5 mm cord. It would have been too much of a risk to have only one dynamic rope."—Rolo



Haley (left) and Garibotti on the summit of Cerro Torre after completing the first ascent of the Torres Traverse. Photo: Rolando Garibotti

## FIVE OTHER ESSENTIALS:

- Prototype BD ice tool "wings"
- Inflatable sheep
- JetBoil stove
- 3-person bivy sack
- LaSportiva Katana rock shoes

"Attached to the ice tool heads for the rime on Cerro Torre's final pitch."—Colin

"A Christmas present from Catherine and Barry Blanchard a few years ago."—Rolo

"3-person size, to fit the sheep in..."—Rolo

"One pair of rock shoes for both of us."—Rolo



Haley racking up for the Torres Traverse in the far end of the Cerro Torre valley. Photo: Rolando Garibotti

## COLIN'S PERSONAL BD GEAR:

- **Cyborg** crampons with **Neve** crampon backs
- **Tracer** helmet
- **Blizzard** harness
- **Spot** headlamp
- **Impulse** gloves
- **Punisher** gloves
- **VaporLock** carabiners
- **ATC-Guide**
- 12 mm **Dynex Daisy Chain** (140 cm)

"The brightest for its size and weight."

"I used these on the hard ice pitches and for jugging the rock pitches."

## ROLO'S PERSONAL BD GEAR:

- **Sabretooth** crampons with **Neve** crampon backs
- **Tracer** helmet
- **Blizzard** harness (prototype)
- **Spot** headlamp
- 2 pair discontinued **BD Mixed** gloves
- 3 **VaporLock** carabiners
- **ATC-Guide**
- 12 mm **Dynex Daisy Chain** (140 cm)

"This alu-steel combo is a great solution to lighten the crampon kit."

"Too good of a helmet for my peanut-sized brain."



**GET THE FULL GEAR LIST AND THE WHOLE STORY:**  
[www.bdel.com/mygear](http://www.bdel.com/mygear)







## CRAMPONS

“After two hours of clinging by the tips of my picks and monopoints to a sinuous crack splitting a clean shield of limestone, cleaning out tool placements, hammering pins and fiddling in cams, I am finally to the ice—the easy part, I tell myself. Inside edging to engage the crampons’ secondary points in the thin, sublimated smear, I stretch for what looks like better ice. Then the doormat-sized veneer I am standing on gives way, the top tool rips through the insubstantial chandeliers, my frozen fingers uncurl from the bottom tool, and I am off.”

—RAPHAEL SLAWINSKI, WEARING HIS TRUSTED CYBORG CRAMPONS, RETURNED THE FOLLOWING DAY TO MAKE THE GROUND-UP FIRST ASCENT OF VICTORIA’S *SECRET DEVIATION* (M7+), A NATURALLY PROTECTED MIXED LINE AT THE CANADIAN ROCKIES’ STANLEY HEADWALL.

### CYBORGS FOR HUMANS



3D-formed rails yield stronger crampons with less metal



Lightest crampon in its class with modular frontpoints



Dual-durometer ABS plates bolt on to shed snow and grip rock





CYBORG PRO

## CYBORG PRO & CLIP

Optimized for steep waterfall ice, mixed climbing or hard mountain routes, the Cyborg's semi-rigid design offers maximum control for precise placement with minimal weight. Used in mono- or dual-point configuration, the modular, hooded vertical frontpoints perform flawlessly on everything from tiny rock edges to thin ice smears. Substantial, aggressive secondary points enhance balance and stability and an articulated center strap and Micro-Adjust™ heel lever provide a solid fit on almost all technical boots. ABS plates included.

ONE SIZE: US MEN'S 4-12 / EURO MEN'S 36-46

WEIGHT: PRO OR CLIP 1.17 KG (2 LB 9 OZ) WITH ABS

CYBORG PRO | #400026 \$199.95

CYBORG CLIP **NEW** | #400028 \$199.95

CYBORG FRONTPOINT | #400027 \$9.95 EACH

## ABS—CYBORG

Patented ABS plates for Cyborg crampons.

WEIGHT: 110 G (3.9 OZ) PAIR

ABS—CYBORG | #400058 \$24.95



## CRAMPON BAG

Made from puncture-resistant, vinyl-coated nylon, the Crampon Bag stows your crampons and keeps the contents of your pack safe from sharp points. The tough mesh lid lets your gear dry, and the full-zip design opens wide.

WEIGHT: 155 G (5.5 OZ)

CRAMPON BAG | #400156 \$19.95



**MORE GEAR AND INFO**  
[www.bdel.com/crampons](http://www.bdel.com/crampons)



SABRETOOTH CLIP

## SABRETOOTH PRO & CLIP

From Denali to Ouray, the Sabretooth is the most versatile crampon we make. The Sabretooth features horizontal frontpoints to provide stability in snow, penetrate alpine ice, run up waterfall ice and hold rock edges securely. The secondary points create a stable platform with shear resistance for control in mushy conditions; serrated sub-points grab and hold when rocking over your feet. The Sabretooth comes in a Pro version for use with boots that have toe welts, as well as a Clip version that uses a flexible toe strap for boots without a front toe welt. ABS plates included.

ONE SIZE: US MEN'S 4-12 / EURO MEN'S 36-46

WEIGHT: PRO OR CLIP 1.18 KG (2 LB 10 OZ) WITH ABS

SABRETOOTH PRO | #400653 \$159.95

SABRETOOTH CLIP | #400603 \$159.95

## ABS—SABRETOOTH

Patented ABS plates for Sabretooth crampons.

WEIGHT: 125 G (4.4 OZ) PAIR

ABS—SABRETOOTH | #400056 \$24.95



## RAPTOR

If hard mixed climbing is your gig then you need a pair of these lightweight sport-o spikes. For the ultimate performance on radically overhanging terrain, the Raptors bolt directly to appropriate footwear with stiff soles for an absolutely solid boot/crampon connection. The aggressive, adjustable heel spur supports full body weight while heel hooking. A modular mono frontpoint lets you adjust positions and replace rock-worn points.

SIZE: ONE SIZE

WEIGHT: 560 G (1 LB 4 OZ) PAIR

RAPTOR | #400665 \$169.95

THE RAPTOR HEEL SPUR  
AND FRONTPOINT ARE  
FULLY ADJUSTABLE  
AND REPLACEABLE











# ICE PRO

“After skiing down from our two-pitch ascent of *Bridalveil Falls*, Vince’s ski boot needed a repair in Telluride. With the teacup in his hand he suggested we ‘wait’ for the repair by climbing the *Ames Ice Hose*. Indeed I was hungry for more climbing, but until I climbed the first eight meters and placed my first ice screw, I wasn’t really motivated for fast moving... I was tired from breaking trail through the steep, deep snow. However, the sound of the first screw winding into the ice filled me with the powerful feeling of being alive. The game finally had the unique taste I like.”

—MARKO PREZELJ WHIZZED IN A HANDFUL OF EXPRESS ICE SCREWS WHENEVER THE GAME REQUIRED IT DURING HIS ONE-DAY DOUBLE DIP OF COLORADO’S *BRIDALVEIL FALLS* (WI 5) AND *AMES ICE HOSE* (WI 5) WITH VINCE ANDERSON.


## EXPRESS YOURSELF



Improved tooth geometry creates less fracturing during screw in



New stainless steel hangers are lighter, more durable and feature a second clip-in point



Larger tapered crank knob is easier to grab and drive






## EXPRESS

**The easiest and fastest placing ice screws on the planet,** the Express ice screws have a quicker bite than a pissed-off pit bull thanks to their sublime tooth geometry. The Express screws feature a tapered tube where the teeth cut a hole just larger than the tube itself, for less friction and faster placements. The foldable speed-drive knobs are color-coded for quick length identification and offer uninterrupted 360-degree motion. Stainless steel hangers with secondary clip-in points for belay organization are lighter than previous models, reduce melt-out on sunny routes and won't rust. Express ice screws are built in five lengths to accommodate a variety of ice conditions. CE-certified. Patented.

| SIZE: | WEIGHT:        | STYLE:  |         |
|-------|----------------|---------|---------|
| 10 CM | 118 G (4.2 OZ) | #490210 | \$57.95 |
| 13 CM | 134 G (4.7 OZ) | #490213 | \$57.95 |
| 16 CM | 145 G (5.1 OZ) | #490216 | \$57.95 |
| 19 CM | 159 G (5.6 OZ) | #490219 | \$57.95 |
| 22 CM | 168 G (5.9 OZ) | #490222 | \$57.95 |



## TURBO

**Simple, lightweight and efficient,** the Turbo ice screw features a dialed-in tooth geometry for less friction and faster placements along with a tapered tube where the teeth cut a hole just larger than the tube itself. The hanger functions as a handle for placements and its low-profile design streamlines your rack. The Turbo ice screw is offered in four lengths to provide the pro necessary for setting anchors or protecting marginal ice. CE-certified. Patented.

| SIZE: | WEIGHT:        | STYLE:  |         |
|-------|----------------|---------|---------|
| 13 CM | 131 G (4.6 OZ) | #490113 | \$39.95 |
| 16 CM | 143 G (5.0 OZ) | #490116 | \$39.95 |
| 19 CM | 155 G (5.5 OZ) | #490119 | \$43.95 |
| 22 CM | 169 G (6.0 OZ) | #490122 | \$43.97 |



## SPECTRE

**Critical protection for thin ice and mixed lines,** the Spectre can be driven into frozen turf or slotted in pick placements and icy cracks for protection. Its aggressive angle and reverse teeth help prevent it from being pulled out as you move past it, and the punched out design reduces weight. Comes equipped with a nylon sling.

WEIGHT: 130 G (4.6 OZ)  
STRENGTH: 10 KN (2248 LBF)

SPECTRE | #490051 \$39.95





# THE WRONG STUFF

COLIN WELLS

**M**OST BRITISH CLIMBERS ARE SHOCKED when they first visit the North American ice climbing playgrounds of Ouray or Banff. The stacks of pristine water ice, totally frozen solid in pillars as pure as anything the Romans could've crafted, leave us stunned. Kitted out with our blunt Cairngorm Mallets and sporting tatty Yeti gaiters and rucksacs we climb the areas' giant daggers with a vague sense of guilt—because we can't help feeling as though we've gone a bit soft. Some Scottish climbers, brought up with the dour strictures of Presbyterianism, almost feel as if they've sinned. "Ach, thray pitches of pearfect water ice next tae the road, wi' a dip in a thairmal sprangs to follow is all vairy nice," they say, "but it's nae the Real Thing."

Because that Real Thing involves *turf*—i.e., frozen vegetation. Quite likely the single most distinctive element of British winter climbing; without it we would all be lost.

Here's a typical day out at an archetypal British venue such as Foule Crag. To the uninitiated, the crag resembles nothing less than a gigantic compost heap of leaves, branches, shrubbery, and various forms of half-dead foliage smeared liberally over the side of a Lake District mountain and garnished with a light icing of mushy graupel. And that's exactly right, although to the non-Brit it looks all wrong. But, to misquote Samson in Judges 14:14: "Out of the wrong comes forth sweetness."

Hidden in this ridiculous terrain is one of the most bizarrely intriguing forms of climbing on the planet—all you need to climb it is faith. Faith that your tools really will hold in that wobbling tuft of semi-frozen sphagnum... faith that your crampons really will stick on those verglassed jigsaw pieces of broken shale. Faith also in your protection, a rack long consigned by the rest of the climbing world to the dust bin of history: doughty Warthogs, abused ice hooks and—if you've managed to filch one from a museum or mugged a geriatric climber—big, bashable ring pegs. Belays definitely require a gymnastic leap of faith: Abalakov threads made from stubbies in meagre patches of muddy ice if you're lucky, axes hammered as far into the turf as possible if not...



As befits a British winter climber, **Colin Wells** literally lives in *Hope*, a small town in the Peak District. He observes the young Pad People and their Hard Grit from a safe distance, escaping to the mountains to climb frozen turf and choss at every opportunity. He is the Reviews Editor of the UK's *Climb* magazine.

HIDDEN IN THIS  
RIDICULOUS TERRAIN  
IS ONE OF THE MOST  
BIZARRELY INTRIGUING  
FORMS OF CLIMBING  
ON THE PLANET

The first two pitches feel like climbing a hairy gut, you uge and bridge up broken grooves of cold-hard moss and liverwort. Intermittent fog enshrouds you, occasionally breaking to give a glimpse of ever-increasing exposure as the runnerless rope gets further and further from the dot that is your gently hypothermic belayer. The tea in his flask has long gone cold.

"Gawd blimey!" There's a heart-stopper as a pick slides through a partly frozen Giant Woodrush before snagging on unseen holds beneath. That'll have to do—pull on the axe and slam the other into harder turf above. There's more desperate faffing before the tool snags on something. The pastures of Foule Crag are just steep enough to force you to concentrate on the climbing without it being unduly technical, but at the same time they're sufficiently vertiginous to stymie the gourmet ambitions of the local Herdwick sheep, looking on enviously as you thrash up the jungled incline.

Wind's getting up now, blowing spin-drift into your eyes, momentarily blinding.

Rope goes tight—oh, bugger. Still no belay. Now your frozen partner has to begin simul-climbing. Lovely. Soon you sense the top of the crag is near; the turf's firmer, more reassuring and fresh snow lies deeper, though the climbing is still absurd, like clawing up a hanging garden. The technique required is scarcely intellectually testing—zigging and zagging in long runouts to cut the steeper angles—although there are a couple of earthy steepenings which give pause for thought and maybe a Warthog runner as you crash and bash onwards, feeling like one of Wingate's Chindits hacking up a Burmese hillside.

After six hail-stoned pitches with far more bushes and twigs than ice, you're on the summit plateau and immediately consumed by a raging sleet-laden southwesterly blasting straight from the Atlantic. Within two minutes you're artexed in a thin suit of ice, eyebrows sprouting tiny icicles. No time to hang about... bend the wire-hard ropes into the 'sac and stagger off on a bearing to shelter, the trail and—eventually—the warm fug of the pub.

It's all so, so wrong. But so wrong, it feels right.

Mark Leah belaying on the aptly named *Traverse of the Sods* (Scottish Grade III), Foule Crag, Blencathra, Cumbria, England.

ALL PHOTOS BY COLIN WELLS



## THE GEAR I USED

### FOULE CRAG, LAKES DISTRICT, ENGLAND

**M**IXED CLIMBING IN BRITAIN requires a robust attitude—and some pretty robust equipment. Blunt instruments have a lot going for them in this environment. It's all about driving home tools and gear into a chilly matrix of dirt, talus fragments and plant material... sometimes even ice. It helps to be aggressive. Half the time you'll be swinging or kicking hard at what you hope is some soft ice or hoar-covered turf only to be surprised by the tools bouncing off thinly disguised rock, shedding sparks. If there's a crack, you'll probably end up bashing a pick into it and yarding on it. That's after you've hammered a peg or a Stopper into it. You do a lot of hammering, so don't bring any gear that you aren't willing to bash, beat and blunt. —Colin Wells

#### COLIN'S BD GEAR:

- ❑ **Sabretooth** crampons
- ❑ **Reactor** ice tools, **Fusion** or **Titan** picks
- ❑ **Half Dome** helmet
- ❑ **Bod** harness
- ❑ **Icon** headlamp
- "There's a good chance you'll be finishing the route and/or walking out in the dark."*
- ❑ **Ice** gloves
- "The air temps may be relatively warm, but the high humidity and wind will make it feel much, much colder than climbing water ice."*
- ❑ **Contour Elliptic** trekking poles
- "A short walk-in is notable by its absence in the UK"*
- ❑ 45 L **Predator** pack
- ❑ **ATC** belay/rappel device
- ❑ **GTX Alpine** gaiter
- ❑ 2 60 m **Beal Ice Line** GoldenDry half ropes

#### RACK

- ❑ 2 **Spectres**
- ❑ Selection of pegs  
(e.g., **Lost Arrows**, **Knifeblades**, **Angles**)
- ❑ 2 10 cm **Express** ice screws
- ❑ 2 13 cm **Turbo** ice screws
- "You might find some ice and you don't want to pass up the opportunity for pro, though the screws will almost certainly hit rock."*
- ❑ 1 set of bash-able **Stoppers** and **Hexes** #7-9
- "Use old ones that you don't mind hammering into verglassed and hoar-frosted cracks."*
- ❑ 3-4 10 mm **Dynex Runners** (60 cm)
- ❑ 2-3 **Positron** screwgate carabiners
- ❑ 5 **Oz** quickdraws



COLIN WELLS COLLECTION



#### FIVE OTHER ESSENTIALS

- ❑ 2 Warthog drive-in pegs
- ❑ Abalakov threader
- "It is sometime possible to make a v-thread in frozen mud or turf."*
- ❑ Compass/GPS and map
- ❑ Flask of tea
- "The more stewed and milkier the better."*
- ❑ High-fat, high-energy compact food
- "e.g., Malt loaves, 'Growlers' (miniature pork pies), Jam Butties, packets of crisps, slabs of chocolate."*



**GET THE FULL GEAR LIST  
AND THE WHOLE STORY:**  
[www.bdel.com/mygear](http://www.bdel.com/mygear)



◀ **WTF?** ▶ Log on @ [www.bdel.com/wtf](http://www.bdel.com/wtf) to read how Leichtfried and Bendler narrowly avoided getting pummeled by several tons of falling ice.






# HELMETS

“I stare at my tenuous pick placement, watching it scratch around the steep limestone, willing it to seat into the rock. Just then a slight change in pick tension sends me ricocheting off. The rope snags under my crampon and I invert wildly, bouncing off the rock and slamming the back of my head and body. As I’m lowered to the ground the pain from a broken rib is obvious—my belayer, however, is more concerned about my head. My helmet, though, has taken the impact and all I have is a really bad case of hat head.”

—KRISTIE AREND AND HER HALF DOME HELMET GOT HAMMERED ON HER UPSIDE-DOWN WHIPPER, BUT A MONTH LATER, WITH HEALED RIBS, SHE RETURNED TO REDPOINT AMPHIBIAN (M8-) IN VAIL, COLORADO.

## HOME FOR YOUR DOME



Rigid shell and EPS liner for the ultimate combo of durability and light weight



Quick-adjust suspension allows one-handed action



Recessed headlamp clips provide secure attachment points







BD ORANGE



WHITE



GRAY



BLUE



SKULLCAP

### HALF DOME

**Our classic, go-anywhere climbing helmet,** the Half Dome is designed with maximum coverage and minimal weight. It features a quick-adjust suspension system and recessed headlamp clips. For durable head cover it combines a rigid shell, EPS liner and fully adjustable suspension with a padded brow strap. CE and UIAA-certified.

ONE SIZE: **53-61 CM** (21-24 IN)

WEIGHT: **360 G** (12.7 OZ)

COLORS: **BLUE, GRAY, ORANGE OR WHITE**

**HALF DOME** | #620204 **\$59.95**

### SKULLCAP

**Designed with a low profile to be worn under a helmet,** the Skullcap has a fleece band to keep your ears warm and a highly breathable Lycra® top for a snug fit.

WEIGHT: **30 G** (1.1 OZ)

COLOR: **BLACK**

**SKULLCAP** | #620250 **\$19.95**



WHITE FADE



ORANGE  
TATTOO



PACIFIC  
BLUE



SLATE



CINNAMON  
TATTOO  
(KID'S ONLY)

### TRACER

**This helmet is as light as it gets** for alpinists and climbers moving fast. Built with EPS foam that's been co-molded with a polycarbonate shell, the Tracer offers excellent structural integrity. Plenty of vents provide good airflow and the top vents are mesh covered to keep debris off your head. It's available in three sizes, each with a one-handed quick-adjust system. The Kid's Tracer fits smaller heads. CE and UIAA-certified.

SIZES: **KID'S — 49-57 CM** (19.3-22.5 IN)

**SMALL — 49-57 CM** (19.3-22.5 IN)

**MEDIUM — 56-60 CM** (22-23.5 IN)

**LARGE — 59-63 CM** (23-25 IN)

WEIGHT: **245 G** (8.6 OZ) **MEDIUM**

COLORS: **TRACER — SLATE, ORANGE TATTOO, PACIFIC BLUE OR WHITE FADE**

**KID'S TRACER — CINNAMON TATTOO WITH GRAPHICS**

**TRACER** | #620211 **\$89.95**

**KID'S TRACER** | #620212 **\$59.95**



# INTO THE DARK

WILL GADD

**ICE CLIMBING REQUIRES LARGE VOLUMES OF FROZEN WATER**, a medium that unfortunately reverts back to unfrozen water with unstoppable seasonal regularity. Even the biggest ice routes in the world fall down every season; just imagine if El Cap were suddenly gone one nice spring day! All the big wallers lounging in El Cap Meadows, saying things like, “Well, looks like that’s it for the season. I’ll be curious to see how the Salathé’s Headwall forms up again next year.” Even in the most reliably frozen areas of the world, the ice season is only six months long. But a slideshow tip in Norway changed that...

As I wrapped cables and packed boxes in the ringing silence of an empty auditorium, a bearded and slightly twisted looking guy cornered me and said, “I’ve been in these mines with ice in them in Sweden! Incredible! Yes!”

Ice climbing in the bottom of mines? No thanks. I’d seen “Lord of the Rings”—mines are dark and full of nasty things like trolls. But then, a few days later, Mr. Hole emailed me some photos with ice just barely visible in the murk of a barren, rocky shaft, and I immediately started scheming.

Two years later (good schemes take time) my friends and I were in Sweden, wandering around a flat industrial wasteland pocked with long-abandoned vertical mine shafts. The shafts were too dark to see down very far, so I threw a 200-meter static line into the most promising hole and rappelled in. At 50 meters down, the walls changed from normal, scarred rock to glittering ice crystals. As I spun around in the darkness, my headlamp revealed that I was hanging in the middle of the most insane ice I’d ever seen. Water had leached iron and other metals from the same rich veins the miners had worked, and that, combined with the perfectly consistent sub-surface temperatures, formed a dream playground of every ice feature imaginable.

After two weeks of crazed sub-surface exploration in the total darkness of the mines at Nora and Dannemora

we had climbed a half-dozen routes from 200 meters of glacial-style ice where every pick placement detonated an XL pizza plate fracture to 30 meters of bizarre mixed (“Hook the 200-year-old iron thing, dyno to the rotten 1000-pound wood beam, up the overhanging ice and somehow go across the 10-meter overhanging ice plug” would be a typical route description). The ice quality ranged from full hero to psychotic, and, because of the mines’ 3D structure, the mixed possibilities were simply unreal.

Danger, however, was everywhere and constant. Decaying timbers and beams weighing thousands of pounds teetered around us, threatening to cleave off at any moment and crush us—or, nightmarishly, trap us. One slight slip in a sloped, ice-floored connecting passage could end in long slide off the edge of an unknown but huge drop. The

complete darkness often hid the exposure, making it worse—plates of ice would skid along and then disappear out of our headlamps’ beams, only to boom and crash for another 30 seconds or more. Falling ice normally bounces out and away from climbers on steep routes, but we were climbing inside what were basically giant

vertical tubes—the ice would ricochet off the far wall and back onto us. The belayer, the camera guys, everyone had to be on guard at all times. Worst of all was the hanging ice at the tops of the shafts that would warm up and fall into the shaft, bombing us with tons and tons of ice and debris—deafening but hauntingly unseen in the complete darkness.

We checked out less than 1/1000th of the mines’ potential, yet saw enough ice in their endless labyrinths to keep anyone willing to risk the dangers busy for years. There is no ceiling to the mines’ hidden potential. As I jugged out after the last climb of the trip, the otherworldly ice below fading back into its darkness, I smiled like the devil for I knew that I had finally found the solution to ice climbing’s seasonal auto-destruct sequence: mines.

Will Gadd exploring surreal water ice, 100 meters underground in an abandoned iron mine, Sweden.  
ALL PHOTOS BY CHRISTIAN PONDELLA

AS I SPUN AROUND  
IN THE DARKNESS,  
MY HEADLAMP REVEALED  
I WAS HANGING IN THE  
MIDDLE OF THE MOST  
INSANE ICE I’D EVER SEEN



When asked for his bio, **Will Gadd**, who has had a 25-year obsession with ice climbing and has begun looking for ice in all the wrong places (e.g., icebergs off the Labrador Coast and the mines of Sweden), said: “Bio? I can’t remember what I did last... who cares? I’m in a death match with global warming; it’s really screwing up my ice program!”





## THE GEAR I USED

# UNDERGROUND ICE, SWEDEN

**I WAS SCARED OF WHATEVER WAS DOWN THOSE HOLES.** Ice climbing in mines had never been done before. We had no idea what to expect or what gear we'd need. Normally you can't bring enough gear for every situation. With a two-ton military truck at our disposal and roadside access to the mines, we had no limitations and made sure not to go wanting. While unloading the truck we had more gear than I'd ever seen outside of a store; gear for big walling, rigging, caving, rock climbing, filming and, of course, ice climbing. We didn't have a ton of gear—we had *tons*. But in the end, there wasn't one piece of the equipment orgy that we didn't use in the course of our two-week trip, including gear used outside of its design parameters (*who knew you could spin an ice screw into rotting mine timber?*). —Will Gadd

### WILL'S BD GEAR:

- **Cyborg** crampons
- **Raptor** crampons
- **Viper** ice tools, with spare **Laser Picks** and files  
*"I've never broken a non-tweaked BD pick in combat, but I always bring spares. Files are useful when you accidentally swing into rebar under the ice..."*
- **Tracer** helmet with custom RedBull paintjob
- **Blizzard** harness (prototype)
- **Torque** gloves
- **ATC-Guide** belay/rappel device
- **Icon** headlamp  
*"Plus a couple of spare Icon headlamps... you really don't want to be left in the dark down there!"*
- 20 10 mm **Dynex Runners** (60 cm)
- 10 10 mm **Dynex Runners** (120 cm)
- 20 **LiveWire** quickdraws
- 20 **Neutrino** carabiners
- 5 **Positron** screwgate carabiners
- 30 **Turbo Express** screws  
(15 16 cm, 10 19 cm, 5 21 cm)  
*"We dropped a few and never found them."*
- 50 L **Predator** pack
- **Ice Box**  
*"Really nice for airline travel."*
- 2 70 m GoldenDry **Beal Stinger III** ropes
- 300 m **Beal Antipodes** semi-static rope  
*"I cut the static down to smaller lengths, and kept a 100-meter section intact for the big drops!"*


### FIVE OTHER ESSENTIALS

- Bosch Annihilator cordless hammerdrill (and a big bag of bolts)  
*"Mine ethics are rather open..."*
- Walkie talkies  
*"These were key. The mines echo so much you can't understand a thing even when you're 100 feet apart and yelling."*
- 3 bottles of Tapatio hot sauce
- One bottle of Balvenie, two large bottles of Johnnie Walker Red  
*"Bring yer booze to Sweden, it's very expensive there."*
- Scarpa Phantom 6000 & Phantom Lite boots

CHRISTIAN PONDELLA



**GET THE FULL GEAR LIST  
AND THE WHOLE STORY:**  
[www.bdel.com/mygear](http://www.bdel.com/mygear)









# GLOVES

“I access the cave and am immediately fascinated. It is a different world. The sound, the spirit of this eight-meter-in-diameter vertical hollow is not comparable to any other ice climb I have ever seen. My headlamp shines upward through 120 meters of bizarre tufa-like formations on the smooth ice face. The dull noise of my tools striking the ice sounds like a remote thunderstorm. Afterwards, as I abseil back into the surreal abyss, I realize once more why I have chosen this ice-cold passion.”

—ALBERT LEICHTFRIED USED HIS ENFORCER GLOVES DURING A REPEAT OF *METRO* (WI 6+), A WILD, FOUR-PITCH ICE SLOT OUTSIDE OF KANDERSTEG, SWITZERLAND.

## ENFORCING A BETTER GRIP



Pre-curved fit and articulated fingers for handling tools, screws and biners



High-tech d3o® gel padding for ice-bashing protection



Removable liner for faster drying on multi-day trips or climbs







#### ENFORCER < NEW >

The ultimate in impact and “wet” ice protection, the Enforcer is designed to take on the nastiest of conditions. The d3o® padding hardens upon impact yet remains supple and flexible during use. Wetness is shut down with a 100% waterproof, breathable Gore-Tex® with XCR® Product Technology insert, and abrasion-resistant schoeller® fabric provides a stellar grip. Insulated with PrimaLoft® and fleece, the Enforcer will keep your digits warm in temps that dip well south of freezing. Imported.

TEMPERATURE RANGE: -17/-1°C (0/30°F)  
SIZES: XS, S, M, L, XL  
WEIGHT: 236 G (8.3 OZ) MEDIUM PAIR  
COLOR: GRANITE

ENFORCER | #801640 \$169.95



#### SPECIALIST < NEW >

A cold-weather ice glove that doesn't compromise dexterity, the Specialist has a pre-curved fit and articulated fingers for comfortable, sure grip. The 100% waterproof BDry™ insert and PrimaLoft/fleece liner keeps things dry and warm. Built for battle, the Specialist's shell is made from abrasion-resistant schoeller fabric. Imported.

TEMPERATURE RANGE: -17/-1°C (0/30°F)  
SIZES: XS, S, M, L, XL  
WEIGHT: 220 G (7.8 OZ) MEDIUM PAIR  
COLOR: BLACK

SPECIALIST | #801642 \$124.95



#### PUNISHER < UPDATED >

Our classic do-it-all ice climbing glove, the Punisher has been updated this winter with a palm patch of d3o padding and molded EVA padding on the knuckles. Insulated with warm fleece, lined with 100% waterproof BDry and shelled with abrasion-resistant schoeller® fabric, the Punisher provides an excellent blend of warmth and toughness without sacrificing dexterity and grip. Imported.

TEMPERATURE RANGE: -9/-4°C (15/40°F)  
SIZES: XS, S, M, L, XL  
WEIGHT: 160 G (5.7 OZ) MEDIUM PAIR  
COLOR: BLACK, INDIA INK

PUNISHER | #801661 \$79.95



#### TORQUE

Supplying an unprecedented grip and responsiveness in a drytooling-specific glove, the Torque is designed with dexterous materials for an articulated fit. A stretch-woven shell sheds moisture, resists abrasion and allows complete mobility for precision climbing. Thermo-formed pads over the knuckles and fingers protect your hands from the hard knocks of modern routes. Features a clean design and minimized seams. Imported.

TEMPERATURE RANGE: 4/7°C (25/45°F)  
SIZES: XS, S, M, L, XL  
WEIGHT: 96 G (3.4 OZ) MEDIUM PAIR  
COLOR: CHARCOAL/BLACK

TORQUE | #801665 \$49.95



#### STORMWEIGHT < NEW >

Our warmest windproof liner, the Storm-Weight liners can be worn as a layer or alone. The Gore WindStopper® shell and slim-fitting cuff ensures the heat stays in and the wind stays out. A full palm of Pittards® leather provides a sure and durable grip. Imported.

TEMPERATURE RANGE: -4/4°C (25/40°F)  
SIZES: XS, S, M, L, XL  
WEIGHT: 64 G (2.3 OZ) MEDIUM PAIR  
COLOR: BLACK

STORMWEIGHT | #801060 \$45.95



#### WINDWEIGHT < NEW >

A windproof liner with soft fleece exterior and interior, the WindWeight liners are all about comfort and warmth. The cozy Polartec® WindBloc-ACT® barrier locks out all wind and the Pittards suede palm patch ensures a steady and secure grip. Imported.

TEMPERATURE RANGE: -4/4°C (25/40°F)  
MEN'S SIZES: S, M, L, XL  
WOMEN'S SIZES: XS, M, L  
WEIGHT: 72 G (2.5 OZ) MEDIUM PAIR  
COLOR: BLACK

MEN'S WINDWEIGHT | #801062 \$39.95  
WOMEN'S WINDWEIGHT | #801063 \$39.95



**MORE PRODUCTS AND INFO**  
[www.bdel.com/gloves](http://www.bdel.com/gloves)



# BEFORE IT'S TOO LATE

KITTY CALHOUN

**T**HE EAST FACE OF DHAULAGIRI WAS A GEM. I first saw a photo of it while flipping through a 1980 American Alpine Journal and immediately fell in love with it. First climbed by Wojtek Kurtyka, Ludwig Wilczynski, Rene Gulini and Alex MacIntyre, “The Line,” as I called it, was a narrow ribbon of snow and ice that bisected an otherwise blank, pyramid-shaped 7800-foot rock face; it was one of the most stunning routes I had ever seen. By the time our team (Colin Grissom, Matt Culberson, John Culberson and myself) had arrived at basecamp, seven years later, it had only seen one repeat, in winter, and both ascents were fast and light. We aspired to the same style.

For two weeks we forged an approach through Dhaulagiri’s crevasse-ridden icefall to the northeast col, from where we would descend to the base of the East Face. When we finally reached the col, we would see the East Face for the first time, since it had been obscured by other peaks on the approach. I could hardly wait. Every night since I first saw the photo of “The Line,” I had fervently prayed that I would have the opportunity to climb it.

We finally broke through the icefall and dropped our loads, nearly running across the col to a vantage point. Colin got there first. “It doesn’t look good,” he said quietly when we arrived. The tongue of ice had not completely formed; water slithered over bare rock on the lower 2000 feet. I couldn’t believe it—“The Line” was gone. I sat and wept.

It’s 21 years later and sadly there are numerous other classic testpieces and central features of mountain routes that have melted out or fallen off, erased by the rising temperatures of global warming. During the past decade the iconic *Black Ice Couloir*

on Wyoming’s Grand Teton has slowly dwindled from a year-round, 1200-foot slot of snow and ice to bare rock and dirt. One of the most famed features of any mountain in the world, the First and Second Ice Fields of the Eiger’s Nordwand, were once quite formidable. Now they have basically vanished and the wall is cursed with constant rockfall as the permafrost thaws out, making winter the preferred season for an ascent. The initial 200-foot WI 4 ice curtain on Mount Kenya’s *Diamond Couloir*, one of the most revered routes in alpine climbing, is also gone, replaced with 200 feet of M7 mixed climbing and spacklings of tenuous WI 5 or 6 ice—if you’re lucky.

What do we as climbers, as canaries in the coal mine, do with this knowledge that we are witnessing climate change firsthand? Stay silent... grieve quietly... get pissed off and find another route? No—we need to act. Merely changing light bulbs to CFs and re-using grocery bags, however, will not “match the scale of response that is truly needed,” according to Al Gore, who also adds: “I believe [climate change] is a rare crisis that requires a fundamental shift in public opinion at the grassroots level to embolden members of the Legislative Branch to take action.” How?

We as climbers need to get involved, get vocal at a political level—both nationally and globally. Step one is to learn about our politicians’ positions on climate change and the environment by visiting websites such as [www.grist.org](http://www.grist.org), [www.votesmart.org](http://www.votesmart.org) and [www.lcv.org](http://www.lcv.org). With that knowledge, we can vote for and support those politicians who are actively pursuing reductions and regulations of greenhouse gases and carbon emissions. We need to make our voices heard. We need to sing out our warning and do what is in our power before it’s too late.

CLIMBERS NEED  
TO GET INVOLVED,  
GET VOCAL AT A  
POLITICAL LEVEL—  
BOTH NATIONALLY  
AND GLOBALLY.



*Kitty Calhoun has been climbing rock, ice and snow for nearly 30 years, having summited peaks in Alaska, Peru, Bolivia, Argentina, Kenya, Nepal, India and Pakistan. Although she had read about climate change for years, the severity of the issue finally hit home while researching route conditions on her dream tick list.*




Mount Kenya’s *Diamond Couloir* in 1975 and in 2005.  
TOM FROST, JAY SMITH

**Warning:** Some aspects of mountaineering and related activities, including but not limited to technical rock, ice, and snow climbing, are potentially hazardous and dangerous. Any person using our equipment in any manner is personally responsible for learning the proper techniques involved, and assumes all risks and accepts full and complete responsibility for any and all damages and injury of any kind, including death, which may result from the use of any equipment purchased through this catalog. Books and catalogs like this one can help, but they are no substitute for personal instruction by a qualified person well versed in all appropriate safety techniques.

**Limited Warranty:** We warrant for one year from purchase date and only to the original retail buyer (Buyer) that our products (Products) are free from defects in material and workmanship. If Buyer discovers a covered defect, Buyer should deliver the Product to us at the address on the back cover. We will replace such Product free of charge. That is the extent of our liability under this Warranty and, upon expiration of the applicable warranty period, all such liability shall terminate.

**Warranty Exclusions:** We do not warranty Products against normal wear and tear, unauthorized modifications or alterations, improper use, improper maintenance, accident, misuse, negligence, damage, or if the Product is used for a purpose for which it was not designed. This Warranty gives you specific rights, and you may also have other rights which vary from state to state. Except for expressly stated in this Warranty, we shall not be liable for direct, indirect, incidental, or other types of damages arising out of, or resulting from the use of Product. This Warranty is in lieu of all other warranties, express or implied, including, but not limited to, implied warranties of merchantability or fitness for a particular purpose (some states do not allow the exclusion or limitation of incidental or consequential damages or allow limitations on the duration of an implied warranty, so the above exclusions may not apply to you).

**Black Diamond product patents:** ABS – U.S. Patent No: 6,810,607  
Cobra – U.S. Patent Nos: 5,425,176; 5,937,466; 5,996,235; 5,768,727  
Fusion – U.S. Patent No: 6,944,955 Turbo Ice Screws – U.S. Patent Nos: 5,782,442 & 6,505,799 B1 Europe: 202 20 184.8 Turbo Express Ice Screws – U.S. Patent Nos: 5,782,442 & 6,505,799 B1 Germany: 298 01 041.0 Switzerland: 122/98 France: 9800618, 2 834 471-03 Viper – U.S. Patent Nos: 5,768,727 & 5,996,235

This catalog refers to the following registered trademarks: d30™ (d30 Lab); Gore-Tex®, WindStopper® & Gore-Tex® with XCR Product Technology® (W.L. Gore & Associates, Inc.); Lycra® (E.I. duPont de Nemours and Co.); Pittards® (Pittards PLC); Polartec® Windbloc ACT® (Malden Mills); PrimaLoft® (Albany International Corporation); and schoeller® (Schoeller Textil AG); Black Diamond™, Black Diamond®, Micro-Adjust™, BDry™, and the  are registered trademarks of Black Diamond Equipment, Ltd.

## WALKING THE TALK

We are committed to preserving access to healthy mountain, crag and canyon environs. Specifically, we support the efforts of our non-profit partners with cash, donations, sweat and fierce optimism. Whether it’s donating to a group of climbers raising money to purchase and protect their backyard crag, organizing our annual fundraiser for the Utah Avalanche Center or lending a few catalog pages to raise awareness about issues of consequence to climbers and skiers, we walk our talk. And we don’t stop there—visit [www.bdel.com/partners](http://www.bdel.com/partners) to learn more about our global efforts to give back and run a more sustainable business.

**American Alpine Club**  
[www.americanalpineclub.org](http://www.americanalpineclub.org)

**American Mountain Guides Association (AMGA)**  
[www.amga.com](http://www.amga.com)

**The Conservation Alliance**  
[www.conservationalliance.com](http://www.conservationalliance.com)

**Winter Wildlands Alliance**  
[www.winterwildlands.org](http://www.winterwildlands.org)

**Youth Outdoors Legacy Fund**  
[www.youthoutdoorslegacyfund.com](http://www.youthoutdoorslegacyfund.com)

Check out a list of all the organizations we support, visit:

 [www.bdel.com/partners](http://www.bdel.com/partners)









#### Catalogs:

To sign up for the BD HotWire Email Newsletter or request Black Diamond Ski or Climbing catalogs, log on to:  
[www.BlackDiamondEquipment.com/catalog](http://www.BlackDiamondEquipment.com/catalog)

#### To Order:

Call Black Diamond Mail Order  
 (801) 278-5533, Fax: (801) 278-5544  
[www.BlackDiamondEquipment.com](http://www.BlackDiamondEquipment.com)

#### Cover Photo:

Albert Leichtfried on the first ascent of *Lector* (WI 7), Hokkaido Island, Japan.

—HERMANN ERBER

#### Back Cover Photo:

*Allez!* Samuel Anthamatten strips down to the bare essentials at La Gorzderette Ice Festival.

—MONICA DALMASSO

#### BD Catalog Team:

Adam Chamberlain, Randy Hankins, Jim Knight, Liz Knight, Matt Law, Holly Merriman, Colleen Nipkow, Andreas Schmidt, Boone Speed, Jonathan Thesenga and Jenn Walsh.

#### Musical Inspiration:

Return to Forever

#### Studio Photography:

Butch Adams

#### North America:

Black Diamond Equipment, Ltd.  
 2084 East 3900 South  
 Salt Lake City, UT 84124 USA  
 Email: [climb@bdel.com](mailto:climb@bdel.com)

The BD Store in Salt Lake City:  
 (801) 278-0233  
 Dealer Inquiries: (801) 278-5552  
 Fax: (800) 775-7625

#### Europe:

Black Diamond Equipment AG  
 Christoph Merian Ring 7  
 4153 Reinach, Switzerland  
 Phone: +41 61 564 33 33  
 Fax: +41 61 564 33 34  
 Email: [climb@blackdiamond.eu](mailto:climb@blackdiamond.eu)  
 For European Event Info:  
[www.ready2climb.com](http://www.ready2climb.com)

#### Asia:

Black Diamond Equipment Asia  
 No. 3 Lianfeng Road  
 Zhuhai Free Trade Zone  
 Guangdong, P.R. China 519030  
 Email: [info@bdel.com.cn](mailto:info@bdel.com.cn)

Check out the Black Diamond  
 2008-09 Freeride Skiing catalog:



[www.BlackDiamondEquipment.com](http://www.BlackDiamondEquipment.com)



© Black Diamond Equipment, Ltd. 2008.  
 All rights reserved. Printed in China.